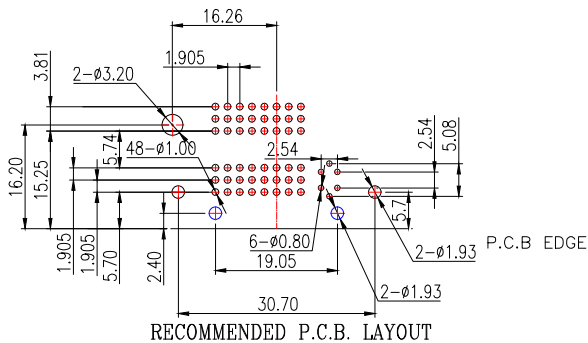
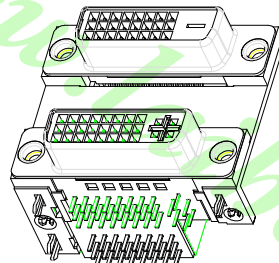
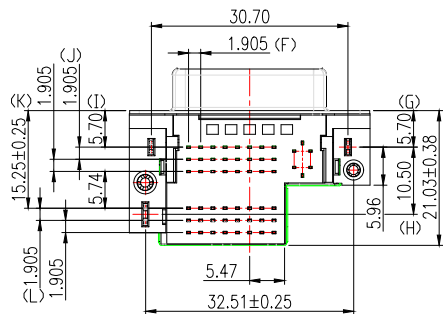
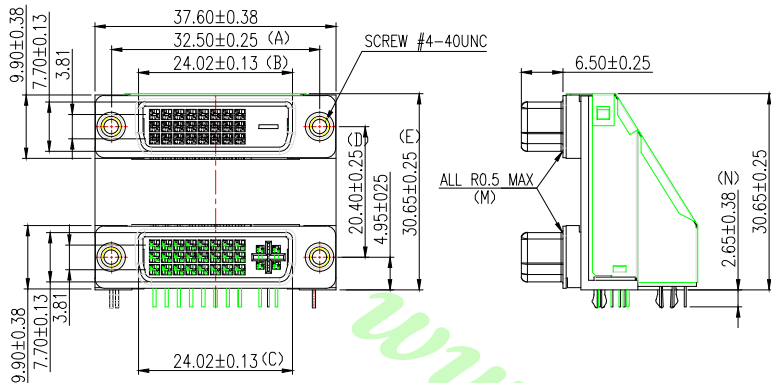


RoHS



RECOMMENDED P.C.B. LAYOUT

INSPECTION DIMENSION:(A)~(N)

SPECIFICATIONS

1. DVI
- 1.1 Operation Voltage: 40 VAC(RMS) Max.
- 1.2 Current Rating: 1.5 Ampere per Contact
- 1.3 Contact Resistance(UPPER): 30 Milliohms Max.
Contact Resistance(LOWER): 20 Milliohms Max.
- 1.4 Insulation Resistance: 1000 Megohms Min.
- 1.5 Dielectric Withstanding Voltage: 500V DC(RMS)
- 1.6 Total Mating Force: 4.5 Kgf Max.
- 1.7 Total Unmating Force: 1.0 Kgf Min.
- 1.8 Operating Temperature: -55°C to +85°C

NOTES

1. MATERIAL:
 - Housing(UPPER):PBT, UL 94V-0, Color:Black.
 - Housing(LOWER):PBT, UL 94V-0, Color:Black.
 - Terminal:Copper Alloy.
 - Shell:SPCC.
 - Shield:Stainless Steel.
 - Boardlock:Copper Alloy.
 - Bracket:Zinc Alloy.
2. FINISH:
 - Terminal:Gold Plated over Nickel at Contact Area.
 - Tin Plated over Nickel at Solder Area.
 - Shell:Nickel Plated.
 - Boardlock:Tin Plated.
 - Bracket:Nickel Plated.

PART NO.

LDVI24+29-S V2V4C 1X2M11N3

<p>SERIES NO. _____</p> <p>TOP CONNECTOR TYPE _____</p> <p>V2: 24-POS. FEMALE (DIGITAL) V4: 29-POS. FEMALE (ANALOG) V5: 24-POS. FEMALE</p> <p>BOTTOM CONNECTOR TYPE _____</p> <p>V2: 24-POS. FEMALE (DIGITAL) V4: 29-POS. FEMALE (ANALOG)</p> <p>SPACING BETWEEN PORTS _____</p> <p>TYPE C-C (PROFILE) _____</p> <p>C: 20.4mm(0.80") D: 16.7mm(0.657")</p> <p>CONTACT MATERIALS _____</p> <p>1: BARSS</p> <p>CONTACT FINISH _____</p> <p>1: G/F BRIGHT TIN 3: 15u" GOLD BRIGHT TIN 4: 30u" GOLD BRIGHT TIN</p> <p>FRONT SHELL FINISH _____</p> <p>1: TIN 2: NICKEL 4: FULL GOLD</p>	<p>INSULATOR MATERIALS</p> <p>1: PBT 2: LCP A: UPPER-PBT, LOWER-LCP B: UPPER-PBT, LOWER-PA9T</p> <p>COLOR STYLE</p> <p>1: ALL BLACK 2: ALL BLUE 4: ALL IVORY 6: ALL YELLOW</p> <p>FLANGE MOUNTING OPTION</p> <p>1: #4-40 THREADED HOLE A: #4-40 THREADED HOLE WITH #4-40UNC SCREWLOCK INSTALLED (4.8x11.8) B: #4-40 THREADED HOLE WITH #4-40UNC SCREWLOCK BULK-PACKED (4.8x11.8) E: #4-40 THREADED HOLE WITH #4-40UNC SCREWLOCK INSTALLED (5.8x13.0)</p> <p>BOARD MOUNTING OPTION</p> <p>L: QUAD ARROWHEAD BOARDLOCK OF TRANSVERSE M: QUAD ARROWHEAD BOARDLOCK OF VERTICAL</p>
--	--

			公差/UNLESS OTHERWISE SPECIFIED TOLERANCES ARE	單位/Unit mm	品名(Title):		<p>鍊亨電子有限公司 LAI HENG TECHNOLOGY LTD. TEL:(02) 8228-6487 FAX:(02) 8228-6486</p>			
			.00 = ± .25 .000 = ± .13 ANG. = ± 2°	比例/Scale Free	DVI-D 24P(S) /DVI-I 29P(S) Connector Right Angle					
A0	NEW DRAWING	2019.02.21		Size A4	料號/Part No:	圖號/Drawing No:				
REV	概述/REVISION	日期/DATE			LDVI24+29-S V2V4C1X2M11N3	DVISV2V4C1X2M11N3(043)				
						核對/APPD. Joe	審核/CHKD. Joe	製圖/DR. Mandy	張數/Sheet 1 of 1	REV. A0